























Chainsaws Chop Compound Concrete Table		DAY	WEEK	4 WEEK
Chainsaws				
	270-12 Chain Saw – Stihl MS 361 Heavy Duty 59cc., c/w Chain Oil & Mixed Gas, No 1/2 Day Rate	\$53.00	\$174.00	\$462.00
	270-14 Chain Saw - Stihl E220 Heavy Duty Electric, model E 220, - c/w Chain oil, No 1/2 Day Rate	\$47.00	\$151.00	\$289.00
	207-55 - Extra Chains for above.	\$12.00	\$12.00	\$12.00
Chopsaw - Circular - Compound				
	270-15 Chopsaw, 14" Electric	\$35.00	\$93.00	\$183.00
	270-41 Circular Saw, 4 1/2" 110 Volt, 9.5 amp. c/w water attachment, Bevel cuts from 0 to 45, Cuts Concrete, Granite, Tile, Marble, Brick and other. Blade and extra sale item.	\$12.00	\$18.00	\$35.00
	270-17 Circular Saw, Bosch 8 1/4", 110 Volt (Skillsaw)	\$16.00	\$53.00	\$104.00
	270-18 Compound Mitre Saw 12" c/w 12", 40 tooth carbide blade 15 Amp 3 HP	\$30.00	\$93.00	\$183.00
	270-28 Compound Mitre (Saw Makita) 10" Sliding	\$35.00	\$104.00	\$261.00
Gas Concrete Saws		DAY	WEEK	4 WEEK
	270-69 Core Cut Concrete Road Saw Walk behind, Honda 36" cap., Core Cut Model CC 3700, 30 HP, Cutting depth 14 3/4" with the 36" blade. Weight 1,400 lbs.	\$261.00	\$1,040.00	\$3,119.00
	270-71 Husqvarna FS 524 Concrete Floor Saw Husqvarna Walk behind, Honda, 24" cap., 21 HP, Cutting depth 9.7" Weight 510 Lbs. 69" L 26" W 46" H. Equipment Specs here C/W Water Tank Assembly	\$150.00	\$500.00	\$1,500.00

	270-27 Core Cut Concrete Road Saw Walk behind, Honda 20" cap., Core Cut Model CC 1800, 11 HP, Cutting depth 7 1/2"	\$93.00	\$370.00	\$809.00
	270-27 Husqvarna FS 413 Concrete Floor Saw Husqvarna Walk behind, Honda, 18" cap., 11 HP, Cutting depth 7 1/2" Weight 360 Lbs. 61" L 26" W 47" H.	\$93.00	\$370.00	\$809.00
	270-22 Husqvarna FS 309 Concrete Floor Saw Husqvarna Walk behind, Robin, 14" cap., 9 HP, Cutting depth 4 3/4" Weight 141 Lbs. 35" L 15" W 39" H.	\$93.00	\$370.00	\$809.00
	270-70 Husqvarna Soff-Cut X150 Concrete Saw Husqvarna Walk behind, Subaru, 6" cap., 4.3 HP, Cutting depth 1.18" Weight 87 Lbs. 68" L 19" W 33.5" H. Soff-cut specs here Requires a 6" Diamond Blade (Sale item only 40797 - \$182.00)	\$93.00	\$370.00	\$809.00
	270-20 Concrete Quick Cut Saw - Stihl 12" 25 Lbs., Mix Gas, cutting depth 3 1/4"	\$58.00	\$197.00	\$376.00
	270-23 Concrete Quick Cut Saw - Stihl 14" 33lbs., Mixed Gas, cutting depth 4 3/4"	\$70.00	\$266.00	\$474.00
	270-26 Concrete Quick Cut Saw - Hilti 16" C/W Cart 26lbs., Mixed Gas, cutting depth 4 1/2" Comes with mounting cart	\$90.00	\$336.00	\$735.00
	270-21 GS461 Concrete Chainsaw, Gas. 18 Lbs, 5.8 Hp. 12" or 16" Bars, 2 stroke air cooled. Stihl Chainsaw Spec Sheet Here	\$116.00	\$462.00	\$924.00
	407503 Diamond Chain for GS461 16" Chain *sale item only*		\$450.00	
	42000-531 Diamond Chain for GS461 12" Chain *sale item only*		\$275.00	
	407504 12" Guidebar for the GS461			
	407501 16" Guidebar for the GS461			

Electric Quick Cut Saws				
	270-16 Concrete Quick Cut Saw, Bosch 12" Electric. 110 volt, cutting depth 3 1/4"	\$58.00	\$197.00	\$376.00
	270-16 Concrete Quick Cut Saw, Hilti 12" Electric. 110 volt, cutting depth 4 1/2" Dustless ready	\$58.00	\$197.00	\$376.00
	270-36 Concrete Quick Cut Saw, Bosch 14" Electric. 110 volt, cutting depth 4 3/4"	\$70.00	\$266.00	\$474.00
Miscellaneous Saws				
	270-25 Paving Stone Table Saw, 10" c/w water pump, stand, blade extra	\$47.00	\$185.00	\$370.00
	27045 10" Diamond Blade for above.	\$24.00	\$93.00	\$185.00
	270-32 Paving Stone Table Saw, 14"	\$70.00	\$278.00	\$555.00
	270-48 14" Diamond Blade for above.	\$41.00	\$145.00	\$462.00
	270-35 MK 212 Tile and Stone Rail Saw 115V/60 hz, 14 amp. Diagonally cuts 24", Length of cut 36", Depth of cut 2" at 45% 1 1/2", Weight 226 lbs. L58" W21" H52", Blade 10" cap. More information here	\$102.00	\$382.00	\$890.00
	270-19 Reciprocating saw, Bosch, 110 Volt	\$16.00	\$53.00	\$104.00
	270-30 Jigsaw, Bosch, 110 Volt	\$12.00	\$35.00	\$70.00
	270-29 Table Saw Bosch 10" (With Stand)	\$35.00	\$116.00	\$289.00
	270-33 Tile Saw, 7" c/w water pump, stand, & tile blade	\$53.00	\$231.00	\$462.00
	270-25 Tile Saw, 10" c/w water pump, stand, & tile blade	\$69.00	\$263.00	\$525.00

	270-41 Tile Circular Saw - 4 1/2" 110 volt, 9.5 amp. Cuts: Concrete, Granite, Tile, Marble, Brick and other. c/w water pump, stand, & tile blade Blade an extra sale items.	\$12.00	\$18.00	\$35.00
	210-23 Pole Saw Stihl Telescopic Weight 15 lbs., Mix-Gas 25cc, Extend to 11 Ft.	\$58.00	\$231.00	\$462.00
Saw Blades		DAY	WEEK	4 WEEK
	270-31 Hole Saw Kit 3/4" to 4 1/2"	\$18.00	\$35.00	\$70.00
	270-34 Individual Hole Saws	\$7.00	\$12.00	\$18.00
Abrasive Blade				
	408-50 12" Abrasive Blade	Sale Item	\$9.00	Each
	408-50 14" Abrasive Blade	Sale Item	\$12.00	Each
Diamond Blades				
	270-45 10" Diamond Blade Rental	\$24.00	\$93.00	\$185.00
	270-47 12" Diamond Blade Rental	\$35.00	\$116.00	\$347.00
	270-48 14" Diamond Blade Rental	\$41.00	\$145.00	\$462.00
	270-50 18" Diamond Blade Rental	\$116.00	\$462.00	\$924.00
	270-52 20" Diamond Blade Rental	\$116.00	\$462.00	\$924.00
Carbide Blades				
	270-46 12" Carbide Blade Rental	\$32.00	\$98.00	\$193.00
	270-49 14" Carbide Blade Rental	\$41.00	\$145.00	\$462.00
Dax Roof Blades				
	270-60 12" Dax Roof Blade *sale item only Call for pricing 204-489-0003 Scurfield Branch 204-594-rent (6873) Wheatfield Branch			
	270-63 14" Dax Roof Blade *sale item only Call for pricing			

	Dax Roof Blades Tips			
--	-----------------------------	--	--	--



	<p>Do not cut metal more than 3/16".</p> <p>Not for concrete or brick. Use a back and forth sawing action when cutting wood.</p> <p>When cutting becomes slow and the blade has dulled, reverse blade and remount it.</p>			
--	---	--	--	--

Other saws and accessories available, call for more information.