




Generators		DAY	WEEK	4 WEEK
	<p>170-25 Wacker 2500 Watt - more information in pdf.</p> <p>Gas, 94 lbs. Fuel cap. 12 L, Running time 6.6 hours, Honda 5.5 Hp. L23", W17", H17.5", 18.8 Amps @120</p> <p>Fuel Usage Charge Extra</p>	\$47.00	\$174.00	\$462.00
	<p>170-25 MQ Multiquip 2500 Watt - more information</p> <p>Gas, 107Lbs, Fuel Cap 13.6 L, Running time 7 Hours, Honda 5.5 Hp. H18", L19", W16" 70dB,</p> <p>Fuel Usage Charge Extra</p>	\$47.00	\$174.00	\$462.00
	<p>170-35 Wacker 3800 Watt - more information in pdf.</p> <p>Gas, 160 Lb, 19L Fuel Cap. Running time full load 8 hours, Honda 8 Hp, L27", W21", H 20.5", 28.3 Amps @ 120, 14.2 Amps @ 240</p> <p>Fuel Usage Charge Extra</p>	\$58.00	\$203.00	\$578.00
	<p>170-48 Wacker 5600 Watt - more information in pdf.</p> <p>Gas, 168 lbs. Fuel cap. 19L, Running time 5.4 hours, Honda 11 Hp. L27", W23", H21", Auto Idle control, 41.7 Amps @ 120, 20.8 Amps @ 240</p> <p>Fuel Usage Charge Extra</p>	\$70.00	\$278.00	\$781.00
	<p>170-50 MQ Multiquip 6000 Watt - more information</p> <p>Gas, 188 Lbs. Fuel Cap 18.9 L, Running time 5.5 Hours, Honda 11 Hp. L25", W20", H19", 74dB</p> <p>Fuel Usage Charge Extra</p>	\$70.00	\$278.00	\$781.00
	<p>170-60 Wacker G25 20.4 K/Watt - Tech Specs here</p> <p>Diesel, 2,775 Lbs with trailer, Fuel Cap 227 L, Run time 6-8 L/ Hour, Isuzu 37.6 Hp. L155", W67", H72" including trailer, 63dB, Pintle hitch.</p> <p>Fuel Usage Charge Extra</p>	\$203.00	\$809.00	\$2,310.00
	<p>170-65 Wacker G50 38 K/Watt - Tech Specs here</p> <p>Diesel, 2,775 Lbs with trailer, Fuel Cap 337 L, Run time 12.5 L/ Hour, John Deere 4.5L. L155", W67", H77" including trailer, 66dB, Pintle hitch.</p> <p>Fuel Usage Charge Extra</p>	\$300.00	\$1,200.00	\$3,600.00

	<p>170-63 Wacker G70 63 K/Watt - Tech Specs here</p> <p>Diesel, 4,069 Lbs with trailer, Fuel Cap 318 L, Run time 15 - 50 Hours, John Deere 4 Cylinder, L160", W67", H80" including trailer, 68dB, Pintle hitch.</p> <p>Fuel Usage Charge Extra</p>	<p>\$368.00</p>	<p>\$1,575.00</p>	<p>\$4,200.00</p>
	<p>170-62 8706 GU Generator Distribution Box</p> <p>125/250V 50 Amp Feed Through 6 - 15 amp 125 V GFI protected. 1 - 30 amp 250 V Non GFI protected</p>	<p>\$24.00</p>	<p>\$58.00</p>	<p>\$174.00</p>
	<p>170-61 Distribution Cable 50'</p> <p>6/3-8/1 SOW Cord w/50 amp 125/250 V devices</p>	<p>\$12.00</p>	<p>\$30.00</p>	<p>\$58.00</p>

Other generators and accessories available, call for more information.